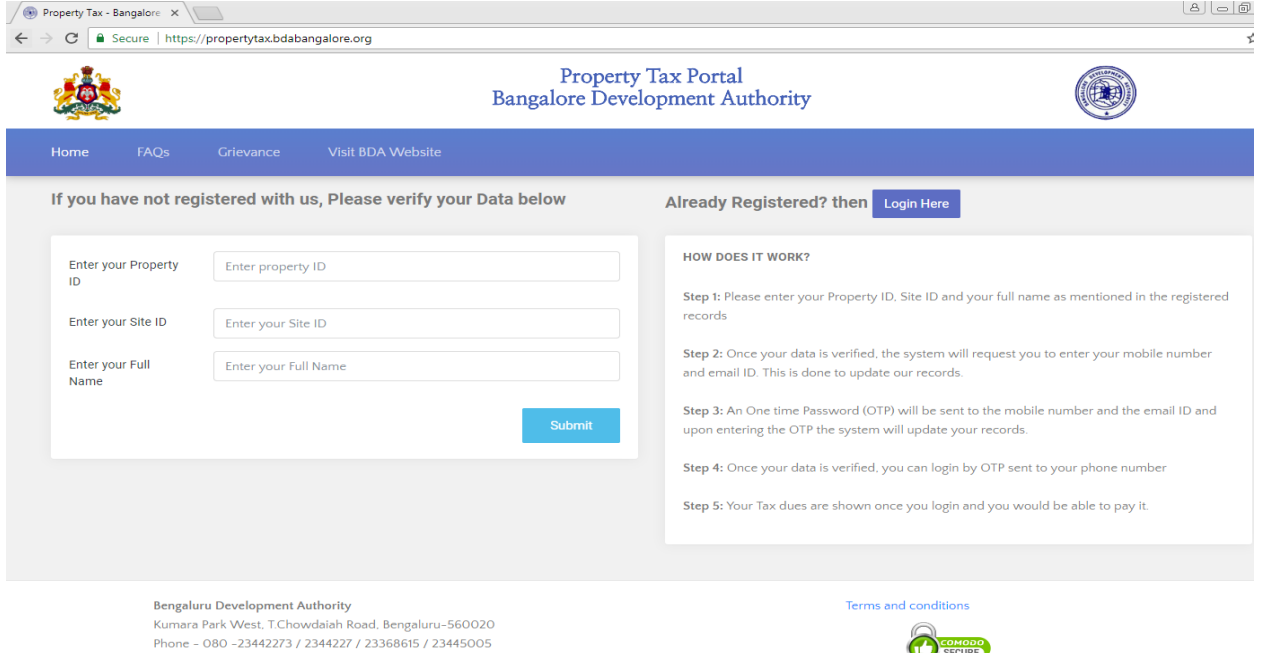


# How to pay BDA Tax through online portal?

Please follow the below steps to pay the tax online:

1. Go to link: <https://propertytax.bdabangalore.org/>
2. You should see the below screen:



The screenshot shows the Property Tax Portal of the Bangalore Development Authority. The page has a blue header with the BDA logo and navigation links: Home, FAQs, Grievance, and Visit BDA Website. Below the header, there are two main sections. On the left, under the heading "If you have not registered with us, Please verify your Data below", there is a registration form with three input fields: "Enter your Property ID" (with a placeholder "Enter property ID"), "Enter your Site ID" (with a placeholder "Enter your Site ID"), and "Enter your Full Name" (with a placeholder "Enter your Full Name"). A blue "Submit" button is located at the bottom right of the form. On the right, under the heading "Already Registered? then", there is a "Login Here" button. Below this, a section titled "HOW DOES IT WORK?" lists five steps: Step 1: Please enter your Property ID, Site ID and your full name as mentioned in the registered records; Step 2: Once your data is verified, the system will request you to enter your mobile number and email ID. This is done to update our records; Step 3: An One time Password (OTP) will be sent to the mobile number and the email ID and upon entering the OTP the system will update your records; Step 4: Once your data is verified, you can login by OTP sent to your phone number; Step 5: Your Tax dues are shown once you login and you would be able to pay it. At the bottom of the page, there is contact information for the Bangalore Development Authority, including the address (Kumara Park West, T.Chowdalah Road, Bengaluru-560020) and phone numbers (080-23442273 / 2344227 / 23368615 / 23445005). There is also a "Terms and conditions" link and a "COMODO SECURE" logo.

3. Enter your **Property ID, Your Site ID, Your Name** as it appears on your prior Tax Paid Receipt and click on '**Submit**' button.

**Note:** Your Property ID is ten-digit number shown against ಸಂಕೇತ on your old Tax Paid Receipt.  
Your Site ID is the number shown against ನಿವೇಶನ ಸಂಖ್ಯೆ on your old Tax Paid Receipt.



Refer your Old Tax Receipt to key in Prop ID and Site ID as shown

Home    FAQs    Grievance    Visit BDA Website

If you have not registered with us, Please verify your Data below

Enter your Property ID:

Enter your Site ID:

Enter your Full Name:



ಬೆಂಗಳೂರು ಅಭಿವೃದ್ಧಿ ಪ್ರಾಧಿಕಾರ

ಆಸ್ತಿ ತೆರಿಗೆ ಚಲನ್ / ರಶೀದಿ

From: 01/04/2014 To: 31/03/2015

Challan No: 444210

Date: 30/6/2014

ಅವರಿಗೆ, ಶ್ರೀಮತಿ / ಶ್ರೀ	
ವಿಭಾಗ	SOUTH
ವೃತ್ತ	CIRCLE 3
ಬಡಾವಣೆ	BANASHANKARI VISTAGE
ಉಪಬಡಾವಣೆ	V BLOCK
ನಿವೇಶನ ಸಂಖ್ಯೆ	9999
ಸಂಕೇತ	1234567890
ಲೆಕ್ಕ ಪತ್ರದ ಸಂಕೇತ	

ಆಸ್ತಿ ವಿವರ	ಸಾಮಾನ್ಯ ತರಿಗೆ ದೂ.ಗಣಿ	ಶರ ದೂ.ಗಣಿ	ವಾಹಿನಿ ತಗಾವ ದೂ.ಗಣಿ
ಮನೆ/ಕಟ್ಟಡ			

4. After clicking 'Submit' button, you should see the below screen:

Property Tax - Bangalore X

Secure | <https://propertytax.bdabangalore.org/login>

Home    FAQs    Grievance    Visit BDA Website

Property Tax Portal  
Bangalore Development Authority

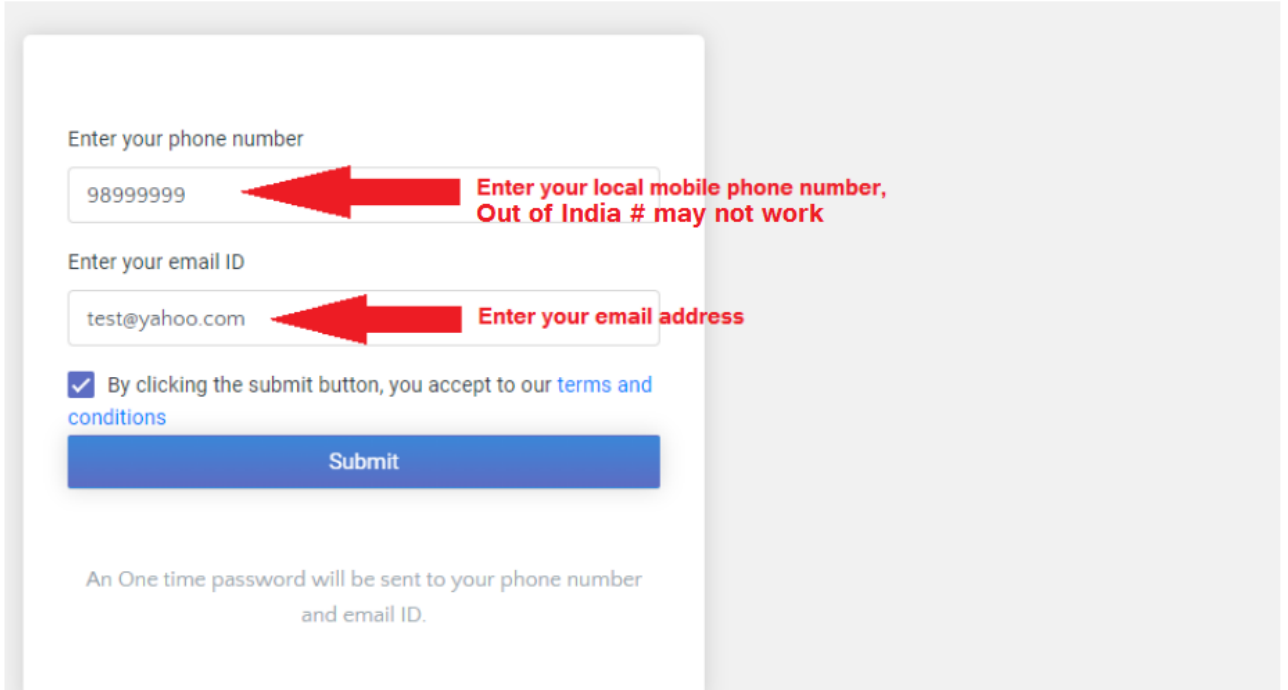
Enter your phone number

Enter your email ID

By clicking the submit button, you accept to our [terms and conditions](#)

An One time password will be sent to your phone number and email ID.

5. Key in your mobile phone number, email address, tick check box to agree on Terms and Conditions and then click 'Submit' button.



Enter your phone number

98999999 ← Enter your local mobile phone number, Out of India # may not work

Enter your email ID

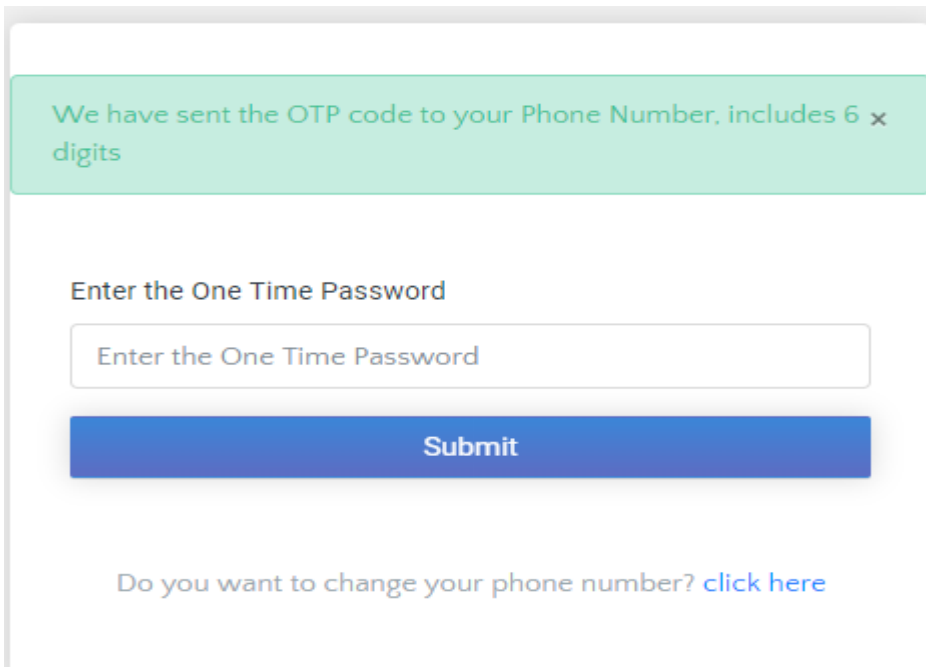
test@yahoo.com ← Enter your email address

By clicking the submit button, you accept to our [terms and conditions](#)

Submit

An One time password will be sent to your phone number and email ID.

6. You should see the below screen:



We have sent the OTP code to your Phone Number, includes 6 x digits

Enter the One Time Password

Enter the One Time Password

Submit

Do you want to change your phone number? [click here](#)

7. Check your mobile phone, you would have received a text with One Time Password, enter the same on the above screen and press 'Submit' button.
8. It should now pull up your property details and show you the Tax Amount. You can select the tax amount and navigate to payment section. This is pretty much self-explanatory and easy to navigate to payment section.

You have several options to make payments viz.,

- Debit Card
- Credit Card
- Net Banking etc.,

Choose one of the payment method and make a payment, if the payment goes through successfully, you will be able to print Receipt similar to what you see below:

	<b>Bangalore Development Authority</b> Kumara Park West, T. Chowdaiah Road, Bengaluru-560020 Phone - 080 -23442273 / 2344227 / 23368615 / 23445005
<b>Tax Assessment Year: 2018-19</b>	
Receipt Number:	██████████
Challan ID:	██████████
Property ID:	██████████
Site Number:	██████████
Division ID:	██████████
Owner Name:	██
Date of Payment:	██████████
Property Tax:	██████████
Cess:	██████████
Arrears (till April 2017):	██████████
Interest of Arrears:	██████████
Total Payment:	██████████